

# Athens City Source Quick Start Guide

Report a Concern with Athens' City Source App

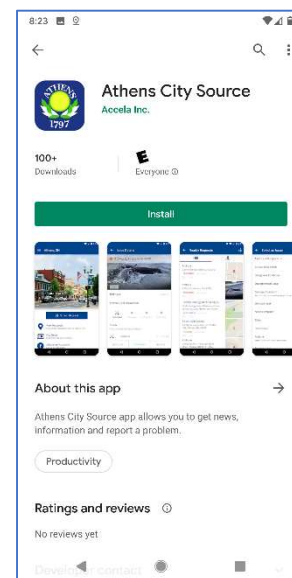


## Getting Started

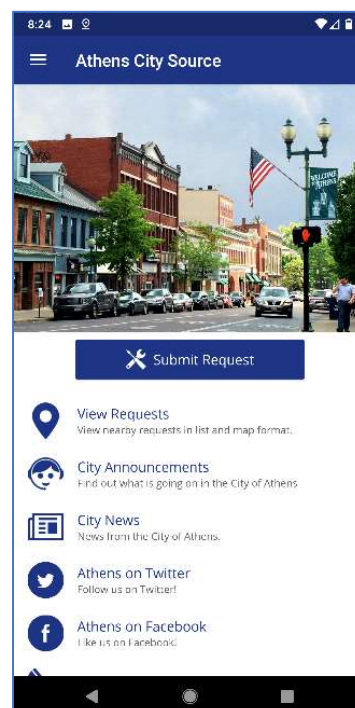
- 1) Visit the Apple Store or Google Play Store to download and install the Athens City Source App. Use the following links or **search for "Athens City Source"**

Apple: <https://apps.apple.com/us/app/athens-city-source/id995053248>

Google: [https://play.google.com/store/apps/details?id=com.publicstuff.athens\\_oh](https://play.google.com/store/apps/details?id=com.publicstuff.athens_oh)



- 2) **Install the app** on your smartphone
- 3) **Run the app** on your smartphone, it should look similar to the image on the right:



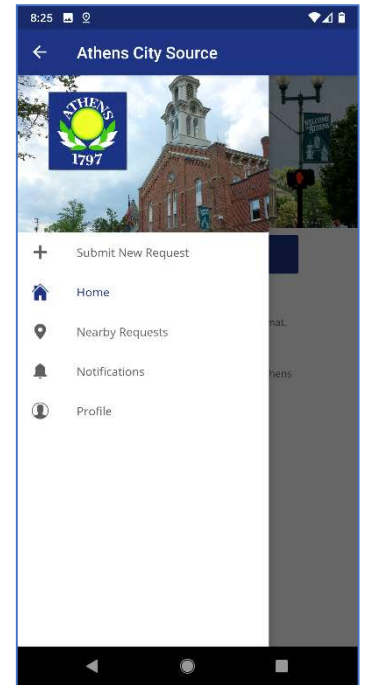
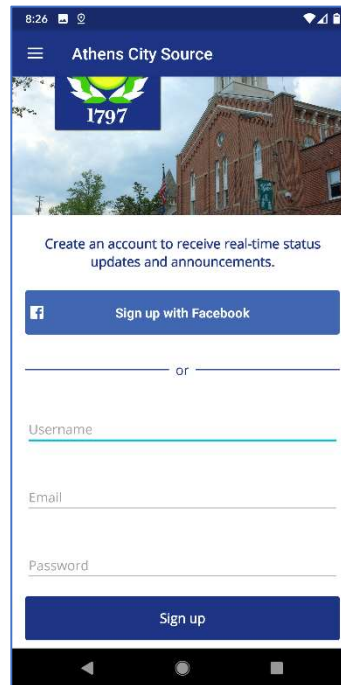
4) Click on the “hamburger stack” in the upper left corner to bring up the menu. Then select “Profile.”

5) Enter a Username of your choice. This will be visible to other users of the app and Athens City staff, so it is preferable to use your name such as: “First.Last” or if you aren’t comfortable with your name being public use a pseudonym of your choosing.

Enter your email address. This should be a real email address that you have access to.

Select and enter a password. There is no password confirmation, so make sure you type it carefully. There do not seem to be any complex character requirements for passwords such as numbers, capital letters, or special characters.

Then click “Sign up” to complete the process.



## Submitting a Request

1) Once your account is created, the app will display a screen for you to Submit an Issue. You should see a menu like the one on the right with categories to select such as “Graffiti and/or Vandalism” or “Grass and Weeds.”

Scroll to the bottom of the list, and you will find the “ADA Accessibility” category. Click on ADA Accessibility and you will be taken to a map to view your current location to begin entering information about an accessibility issue to report.

